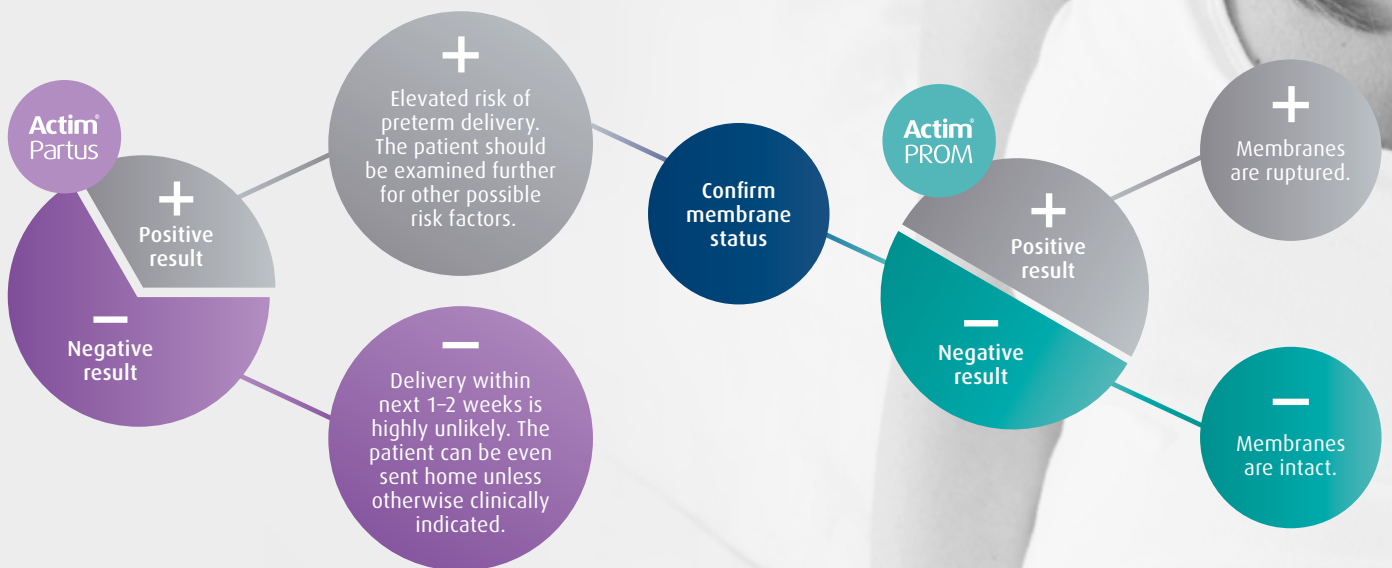
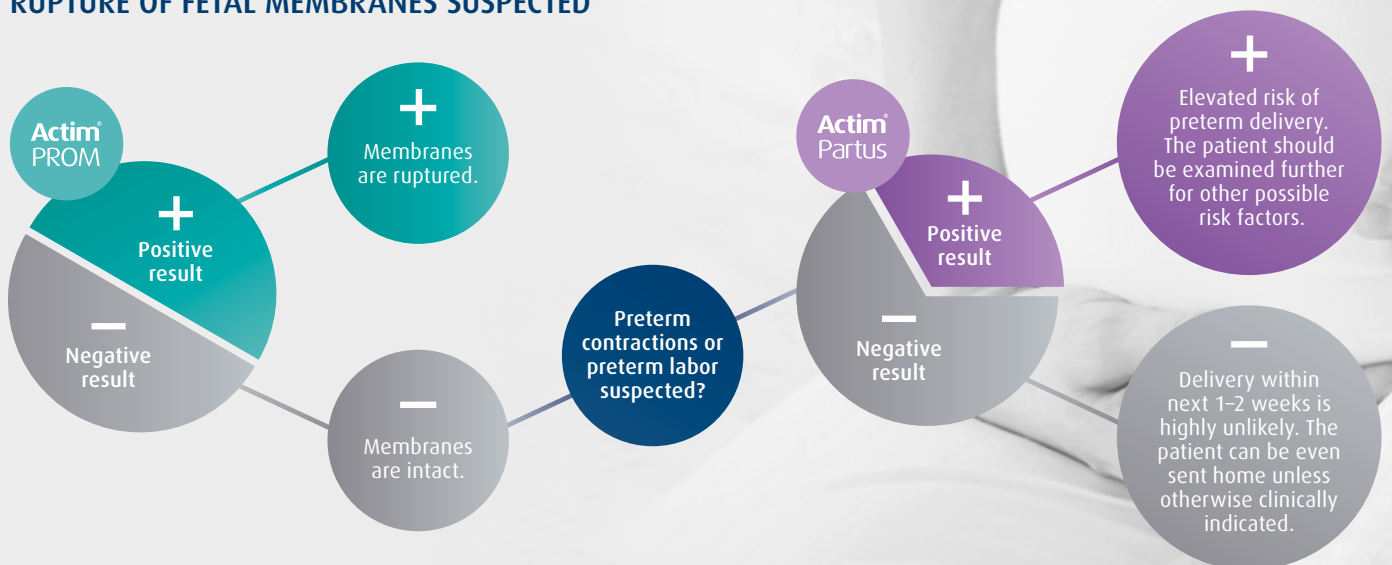


HOW TO USE ACTIM® PROM AND ACTIM® PARTUS TEST KITS

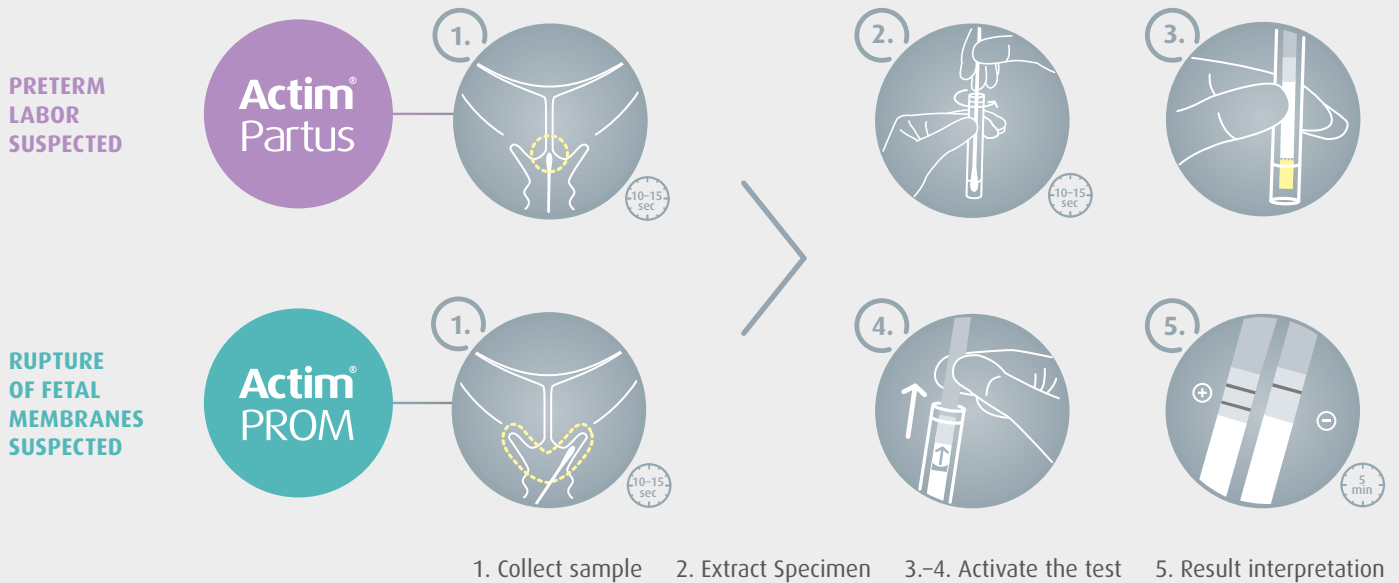
PRETERM CONTRACTIONS OR PRETERM LABOR SUSPECTED



RUPTURE OF FETAL MEMBRANES SUSPECTED



SAMPLE COLLECTION AND ASSAY PROCEDURE



Actim® Partus rapid test

- The reliable way to identify and rule out the risk of preterm and imminent delivery
- Can be used from 22 weeks onwards^{1,2}
- Intercourse, semen, urine, vaginal infections, vaginal medications, lubricants or bathing products do not interfere with test results^{1,2,3}
- Approximately 2/3 of symptomatic patients get negative test result
- Negative predictive value (NPV) of the test is 92–98 %⁴⁻⁹
- Unnecessary treatments with potential side effects can be avoided, the mother is given peace of mind, and hospital resources are saved

Actim® PROM rapid test

- First rapid test that reliably detects PROM, even before any clinically visible signs
- Can be used at any gestational age³
- Test results are not affected by blood, intercourse, semen, urine, vaginal medications, lubricants, bathing products, or infections¹⁰⁻¹⁵
- Detects even the smallest rupture with high sensitivity: 95–100%^{10,12,14,16,17}
- Approximately 50% of tested patients get positive test result
- Unnecessary use of medication with their side-effects, labor induction and hospital stays can be avoided, and reliable result gives expecting mother peace of mind

- Kekki, M., Kurki, T., Kärkkäinen, T., Hiilesmaa, V., Paavonen, J., & Rutanen, E. M. (2001). Insulin like growth factor binding protein 1 in cervical secretion as a predictor of preterm delivery. *Acta obstetrica et gynecologica Scandinavica*, 80(6), 546-551.
- Rahkonen, L., Unkila Kallio, L., Rutanen, E. M., & Paavonen, J. (2009). Factors affecting decidual IGFBP 1 levels in the vagina and cervix in the first and mid second trimester of pregnancy. *BJOG: An International Journal of Obstetrics & Gynaecology*, 116(1), 45-54.
- Rutanen, E. M., Pekonen, F., & Kärkkäinen, T. (1993). Measurement of insulin-like growth factor binding protein-1 in cervical/vaginal secretions: comparison with the ROM-check Membrane Immunoassay in the diagnosis of ruptured fetal membranes. *Clinica chimica acta*, 214(1), 73-75.
- Azlin, M. N., Bang, H. K., An, L. J., Mohamad, S. N., Mansor, N. A., Yee, B. S., ... & Tamil, A. M. (2010). Role of pHIGFBP-1 and ultrasound cervical length in predicting pre-term labour. *Journal of Obstetrics and Gynaecology*, 30(5), 456-459.
- Brik, M., Hernández, A. I. M., Pedraz, C. C., & Perales, A. (2010). Phosphorylated insulin-like growth factor binding protein-1 and cervical measurement in women with threatening preterm birth. *Acta obstetrica et gynecologica Scandinavica*, 89(2), 268-274.
- Eroglu, D., Yanik, F., Oktem, M., Zeyneloglu, H. B., & Kuscü, E. (2007). Prediction of preterm delivery among women with threatened preterm labor. *Gynecologic and obstetric investigation*, 64(2), 109-116.
- Lembet, A., Eroglu, D., Ergin, T., Kuscü, E., Zeyneloglu, H., Batioglu, S., & Haberal, A. (2002). New rapid bedside test to predict preterm delivery: phosphorylated insulin like growth factor binding protein 1 in cervical secretions. *Acta obstetrica et gynecologica Scandinavica*, 81(8), 706-712.
- Tanir, H. M., Sener, T., & Yildiz, Z. (2009). Cervical phosphorylated insulin like growth factor binding protein 1 for the prediction of preterm delivery in symptomatic cases with intact membranes. *Journal of Obstetrics and Gynaecology Research*, 35(1), 66-72.
- Ting, H. S., Chin, P. S., Yeo, G. S., & Kwek, K. (2007). Comparison of bedside test kits for prediction of preterm delivery: phosphorylated insulin-like growth factor binding protein-1 (pIGFBP-1) test and fetal fibronectin test. *Annals, Academy of Medicine, Singapore*, 36(6), 399-402.
- Rutanen, E. M., Kärkkäinen, T. H., Lehtovirta, J., Uotila, J. T., Hinkula, M. K., & Hartikainen, A. L. (1996). Evaluation of a rapid strip test for insulin-like growth factor binding protein-1 in the diagnosis of ruptured fetal membranes. *Clinica Chimica Acta*, 253(1-2), 91-101.
- Gaucherand, P., Salle, B., Sergeant, P., Guibaud, S., Brun, J., Bizollon, C. A., & Rudigoz, R. C. (1997). Comparative study of three vaginal markers of the premature rupture of membranes: Insulin like growth factor binding protein 1 Diamine oxidase pH. *Acta obstetrica et gynecologica Scandinavica*, 76(6), 536-540.
- Kubota, T., & Takeuchi, H. (1998). Evaluation of insulin like growth factor binding protein 1 as a diagnostic tool for rupture of the membranes. *Journal of Obstetrics and Gynaecology Research*, 24(6), 411-417.
- Guibourdenche, J., Luton, D., André, E., Noël, M., & Porquet, D. (1999). Rapid detection of insulin-like growth factor-binding protein-1 and foetal fibronectin in cervico-vaginal secretions to diagnose premature membrane rupture. *Annals of clinical biochemistry*, 36(3), 388-390.
- Erdemoglu, E., & Mungan, T. (2004). Significance of detecting insulin-like growth factor binding protein-1 in cervicovaginal secretions: comparison with nitrazine test and amniotic fluid volume assessment. *Acta obstetrica et gynecologica Scandinavica*, 83(7), 622-626.
- Novikova, S.V., Tumanova, V.A., & Melnikov, A.P. (2007). Verification of premature rupture of membranes using the express test Actim PROM. *Voprosy ginekologii, akusherstva i perinatologii (Problems of Gynecology, Obstetrics and Perinatology)*, 6 (5), 102-105.
- Ragosha, V., Hundertmark, H., Hopp, H., Opri, F., & Weitzel, H.K. (1996). Insulin like growth factor binding protein 1 (IGFBP-1) and fetal fibronectin in diagnosis of premature rupture of fetal membranes. *Geburtsh u Frauenheild*, 56, 1-6.
- Morris, K. J. P. (1998). A clinical study to evaluate the usefulness of the MAST test in diagnosing pre-labour rupture of membranes. *Journal of obstetrics and gynaecology*, 18(1), 33-36.